

PWC G8 Gals@Technology

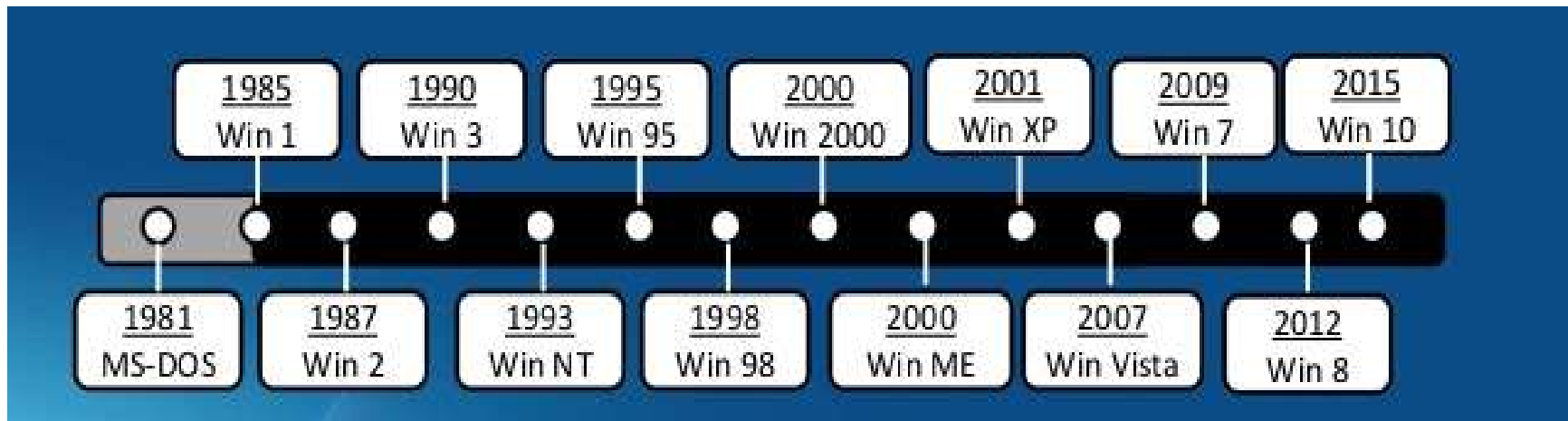


Windows 10

Current Topics

- The Internet of Things (IoT) and the hacking of everything (WikiLeaks)
- ScanCafe opening an office in Indy

History of Windows



The new windows 10 update is finally here


With the latest Windows 10 update, with have added the following exciting new features;

Renamed programs 'apps'
By the way, we are totally not jealous of apple or anything

Explorer now shows your frequently accessed folders
Thus your hidden porn folders are there to be seen by all

Removed access to the internet for Wi-Fi users
Because f f you

Thank god I left this company.



Windows 10


We hope that our new update will bring you years of joy...you know up until we bring out the update for Windows 11.

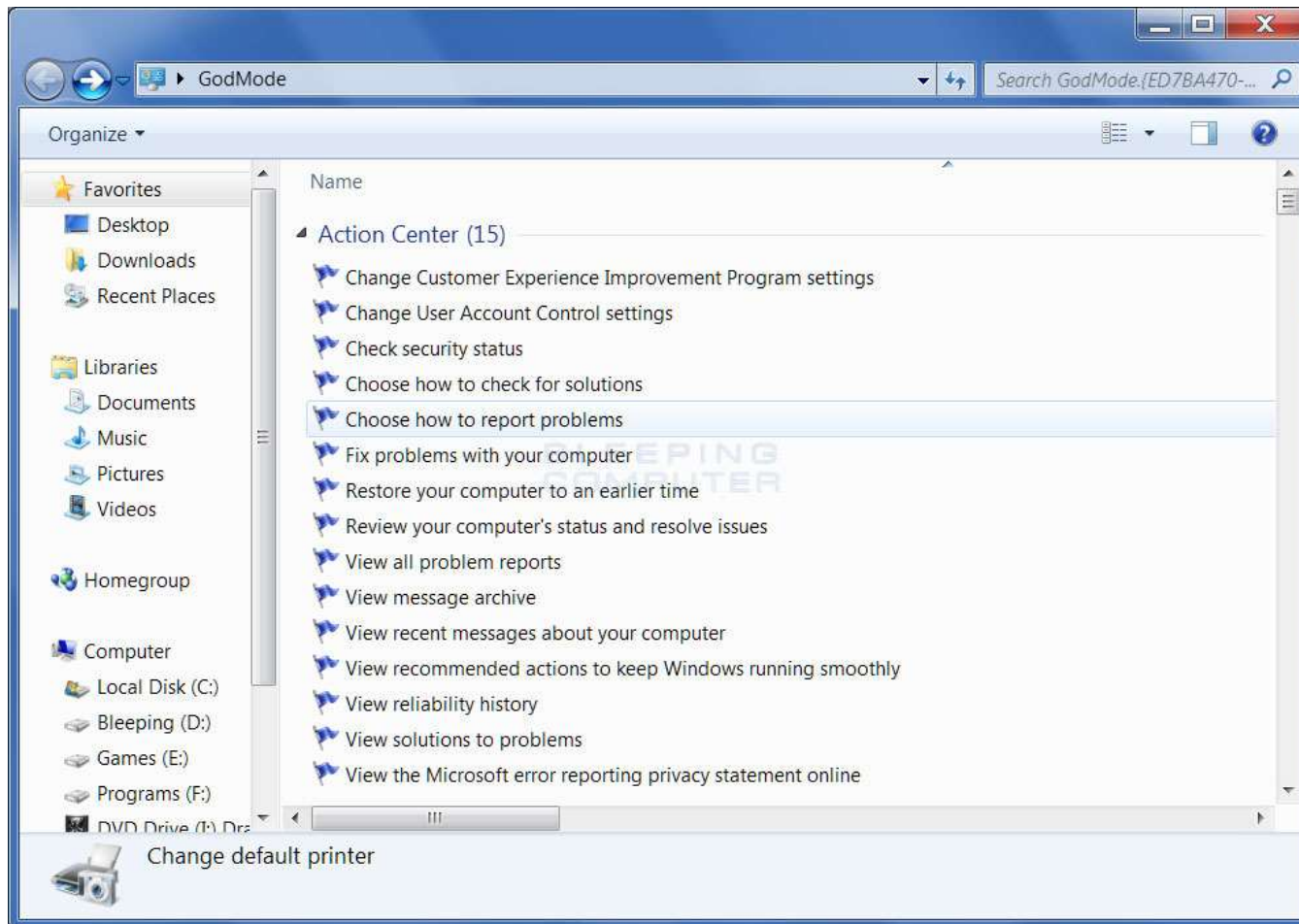


Activate Windows “Godmode”

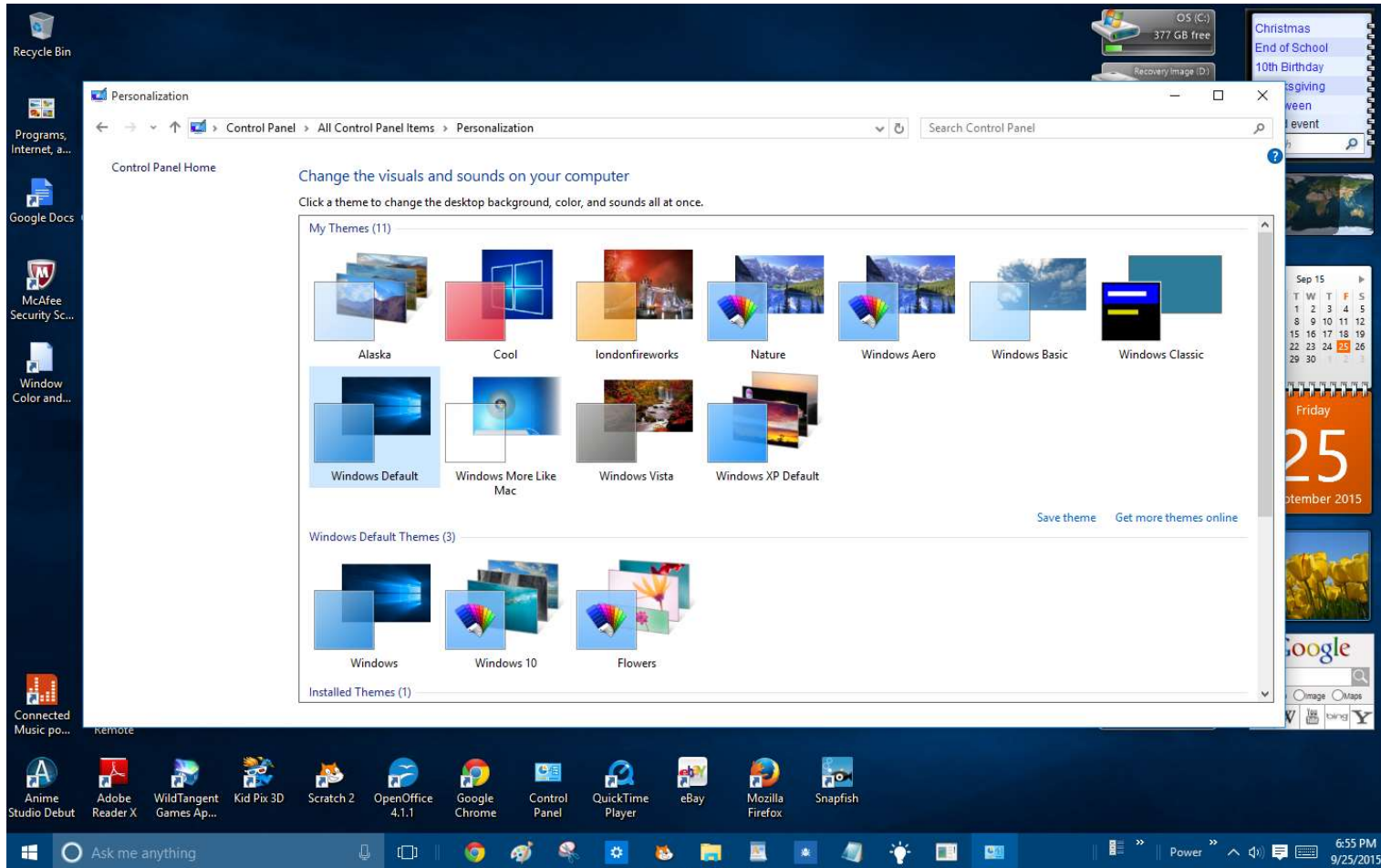
- Create a new folder on the desktop
- Name it

GodMode.{ED7BA470-8E54-465E-825C-99712043E01C}





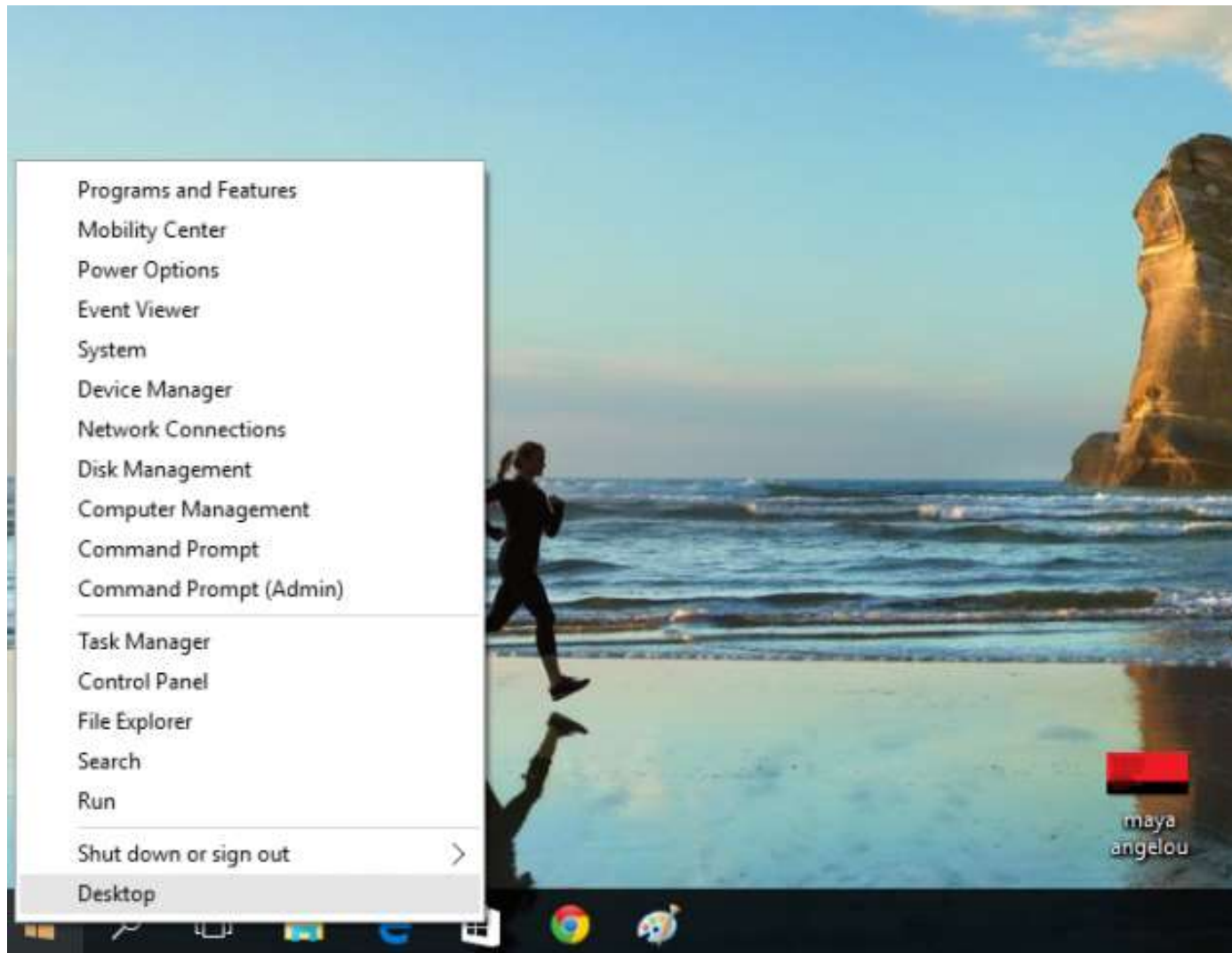
Themes



Start Menu



Hidden Start Menu



Taskbar



Keyboard Shortcuts

Keyboard shortcut	Action
Windows key	Open or close Start Menu.
Windows key + A	Open Action center.
Windows key + C	Open Cortana in listening mode.
Windows key + D	Display and hide the desktop.
Windows key + E	Open File Explorer.
Windows key + G	Open Game bar when a game is open.
Windows key + H	Open the Share charm.
Windows key + I	Open Settings.
Windows key + K	Open the Connect quick action.
Windows key + L	Lock your PC or switch accounts.
Windows key + M	Minimize all windows.
Windows key + R	Open Run dialog box.
Windows key + S	Open Search.
Windows key + U	Open Ease of Access Center.
Windows key + X	Open Quick Link menu.

Keyboard Shortcuts

Windows key + Number	Open the app pinned to the taskbar in the position indicated by the number.
Windows key + Left arrow key	Snap app windows left.
Windows key + Right arrow key	Snap app windows right.
Windows key + Up arrow key	Maximize app windows.
Windows key + Down arrow key	Minimize app windows.
Windows key + Comma	Temporarily peek at the desktop.
Windows key + Ctrl +D	Add a virtual desktop.
Windows key + Ctrl + Left or Right arrow	Switch between virtual desktops.
Windows key + Ctrl + F4	Close current virtual desktop.
Windows key + Enter	Open Narrator.
Windows key + Home	Minimize all but the active desktop window (restores all windows on second stroke).
Windows key + PrtScn	Capture a screenshot and save in Screenshots folder.
Windows key + Shift + Up arrow	Stretch the desktop window to the top and bottom of the screen.
Windows key + Tab	Open Task view.
Windows key + "+" key	Zoom in using the magnifier.
Windows key + "-" key	Zoom out using the magnifier.

Keyboard Shortcuts

Ctrl + Shift + Esc

Open Task Manager.

Alt + Tab

Switch between open apps.

Alt + Left arrow key

Go back.

Alt + Right arrow key

Go forward.

Alt + Page Up

Move up one screen.

Alt + Page down

Move down one screen.

Ctrl + Alt + Tab

View open apps

Ctrl + C

Copy selected items to clipboard.

Ctrl + X

Cut selected items.

Ctrl + V

Paste content from clipboard.

Ctrl + A

Select all content.

Ctrl + Z

Undo an action.

Ctrl + Y

Redo an action.

Ctrl + D

Delete the selected item and move it to the Recycle Bin.

Ctrl + Esc

Open the Start Menu.

Ctrl + Shift

Switch the keyboard layout.

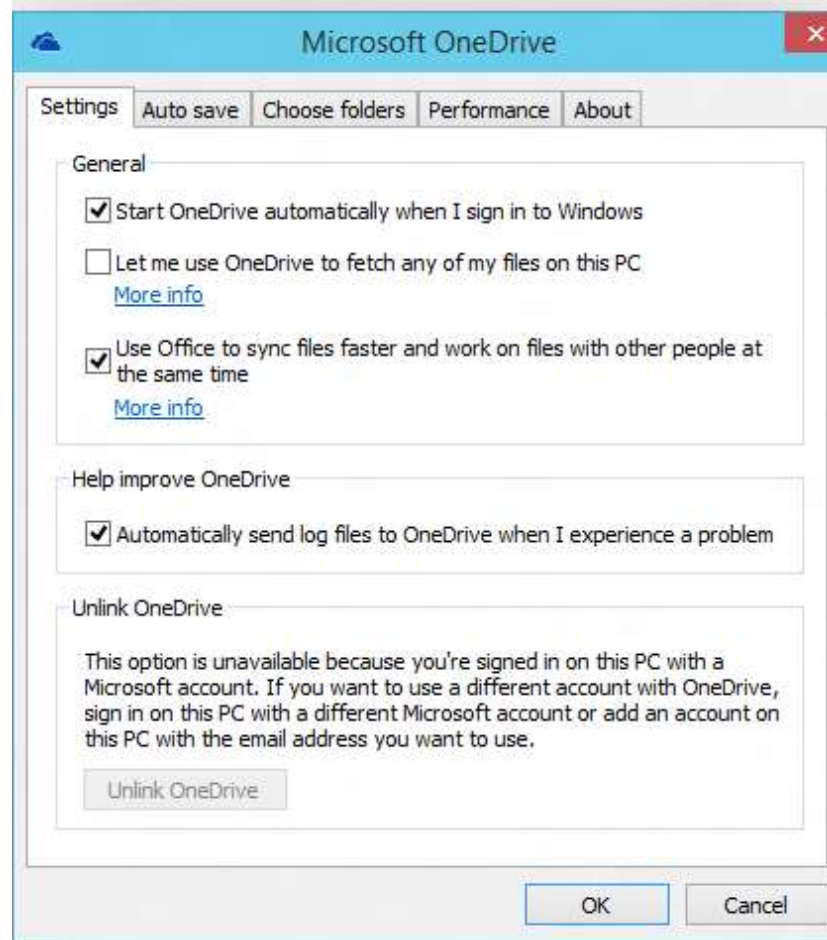
Ctrl + Shift + Esc

Open Task Manager.

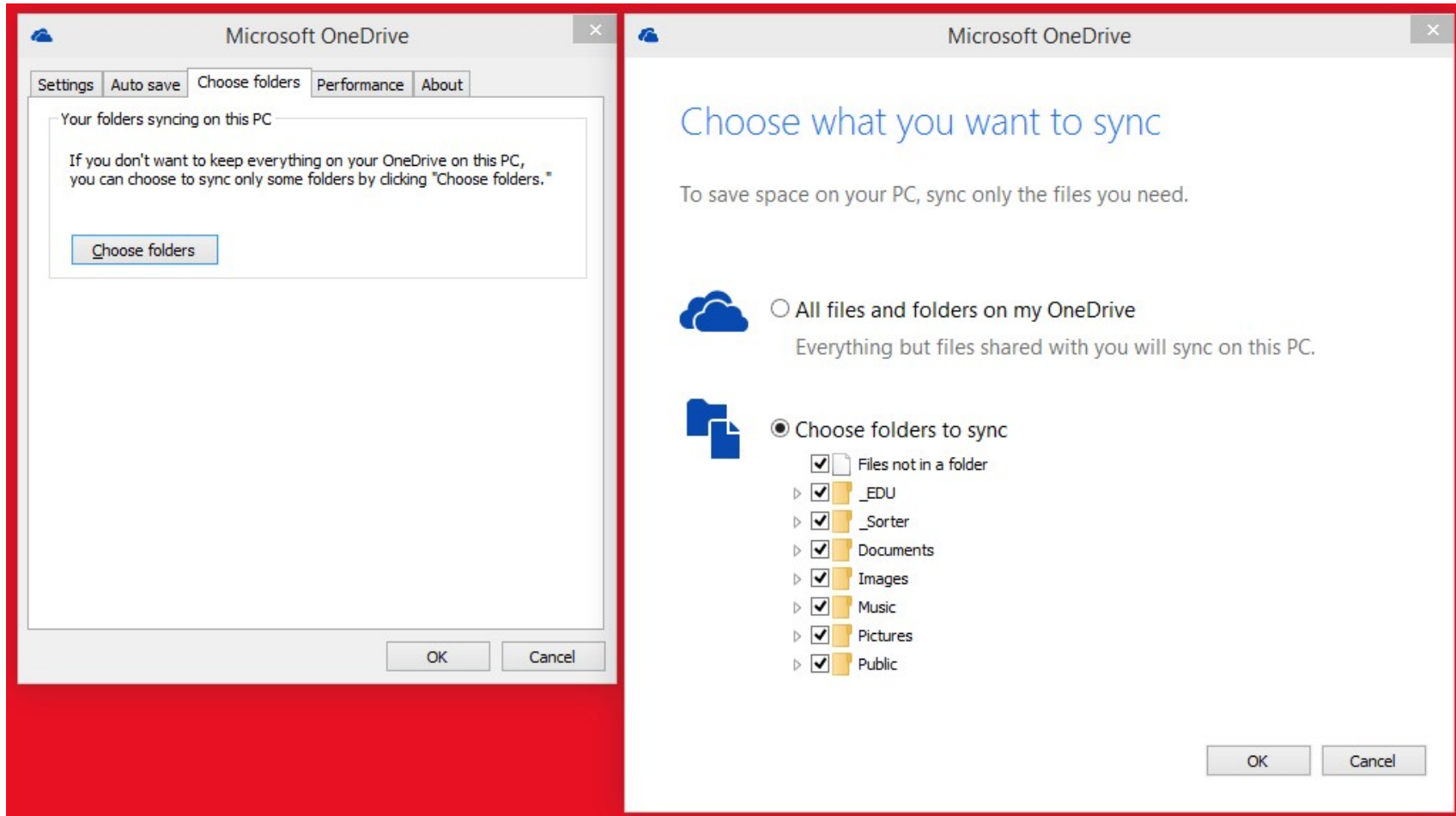
Ctrl + F4

Close the active window.

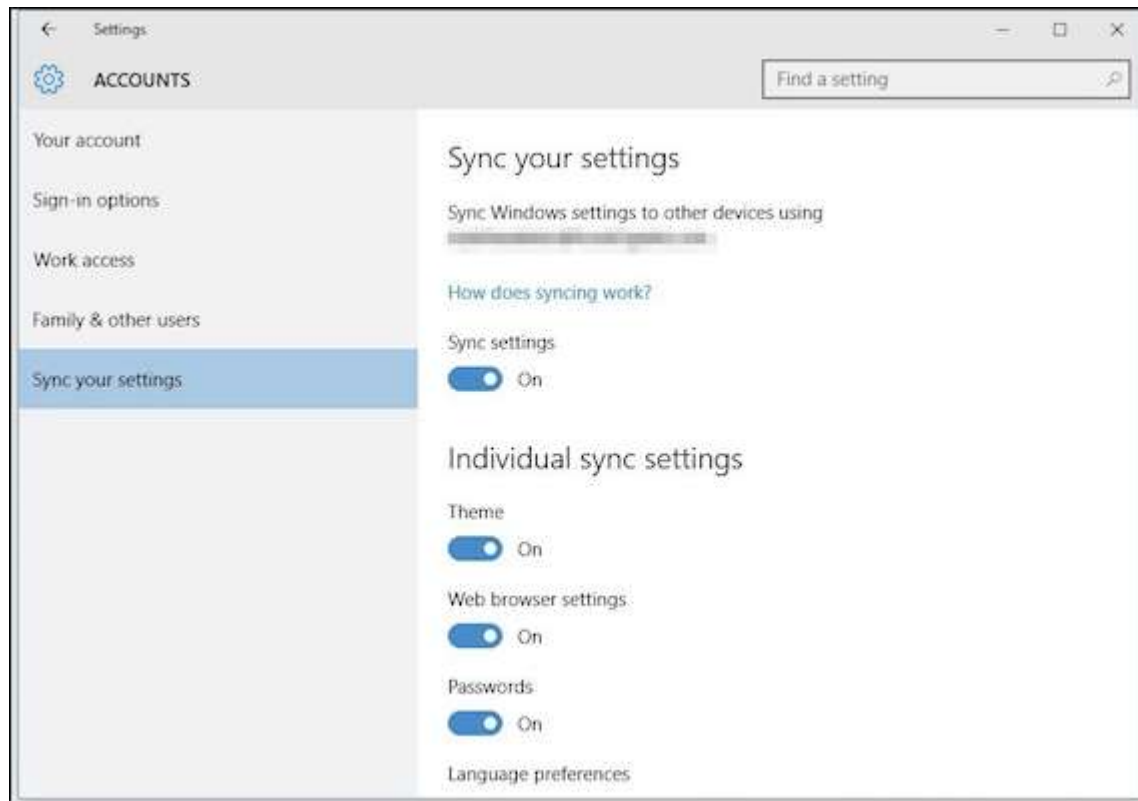
OneDrive



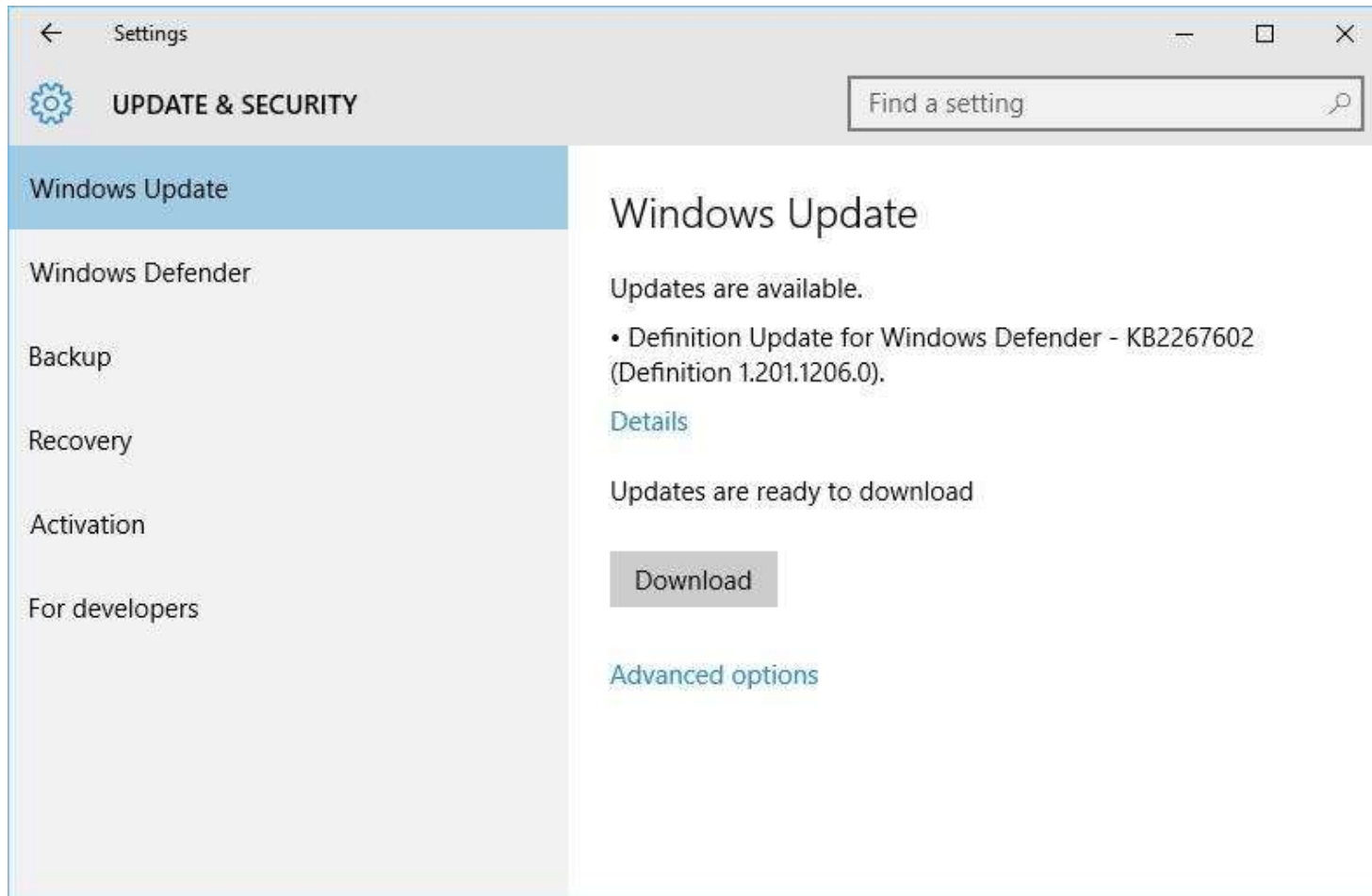
OneDrive



Sync With Microsoft



Windows Updates



Windows Updates

The screenshot shows the Windows Update & Security control panel. On the left, a navigation pane includes 'Windows Update', 'Activation', 'Backup', 'Recovery', 'Windows Defender', and 'For developers'. The 'Windows Update' section is active, displaying a list of updates: 'Update for Microsoft Lync 2013 (KB2956174) 64-Bit Edition' and 'Update for Microsoft Office 2013 (KB2956160) 64-Bit Edition'. Below the list, a 'Details' link is visible. The main content area features a heading 'A restart has been scheduled' and a message: 'If you want, you can restart now. Or, you can reschedule the restart to a more convenient time. Be sure your device is plugged in at the scheduled time.' To the right of this message, a note states: 'you usually don't use this row looks good).'. Below the message is a table for scheduling the restart, with columns for hour, minute, and AM/PM. The table shows options for hours 3 through 8. The 6:30 PM option is selected and highlighted in blue. To the left of the table are two radio buttons; the top one is unselected, and the bottom one is selected.

UPDATE & SECURITY

Windows Update

- Update for Microsoft Lync 2013 (KB2956174) 64-Bit Edition.
- Update for Microsoft Office 2013 (KB2956160) 64-Bit Edition.

Details

A restart has been scheduled

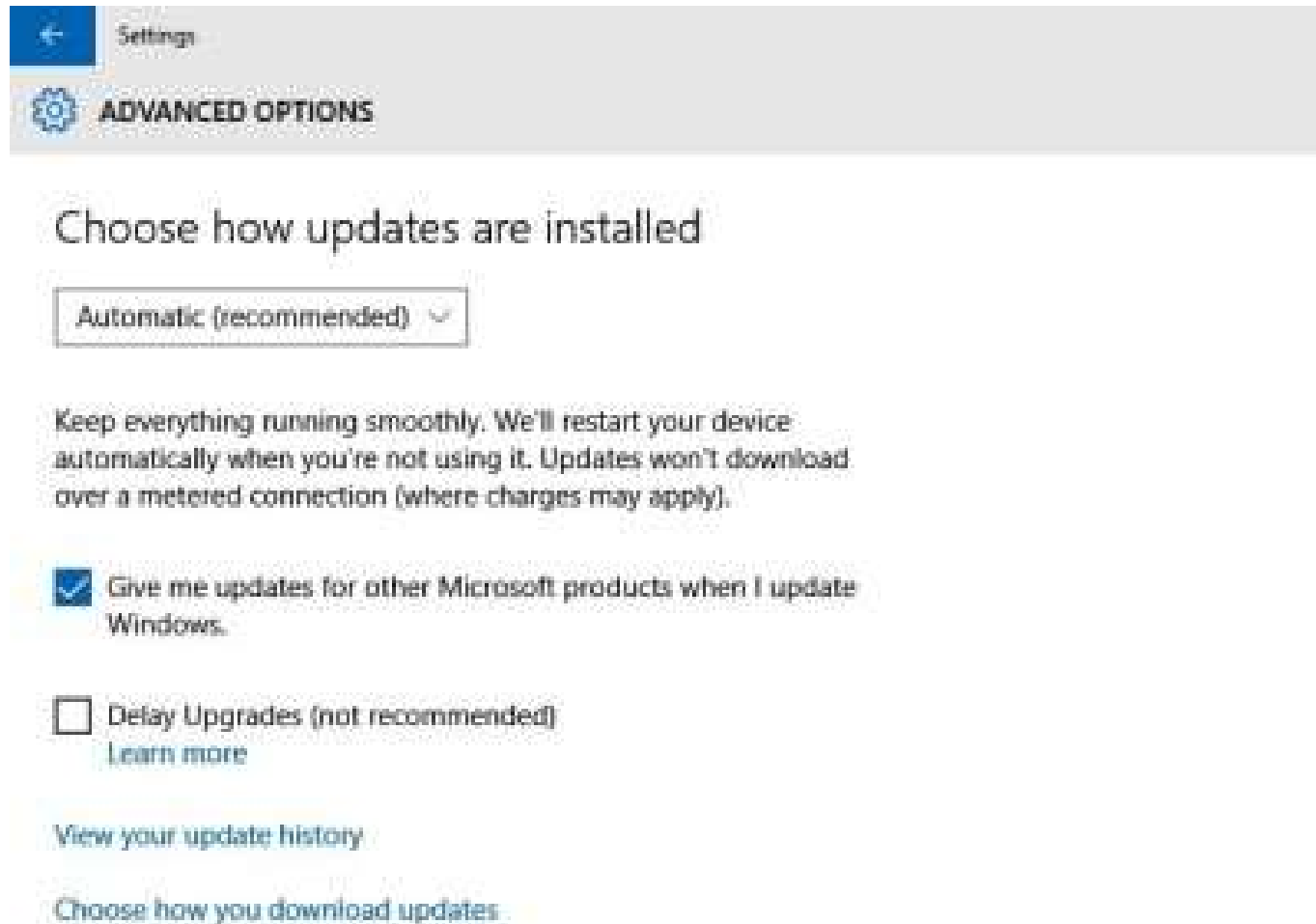
If you want, you can restart now. Or, you can reschedule the restart to a more convenient time. Be sure your device is plugged in at the scheduled time.

0 minutes.

you usually don't use this row looks good).

3	27	
4	28	
5	29	AM
6	30	PM
7	31	
8	32	

Windows Updates



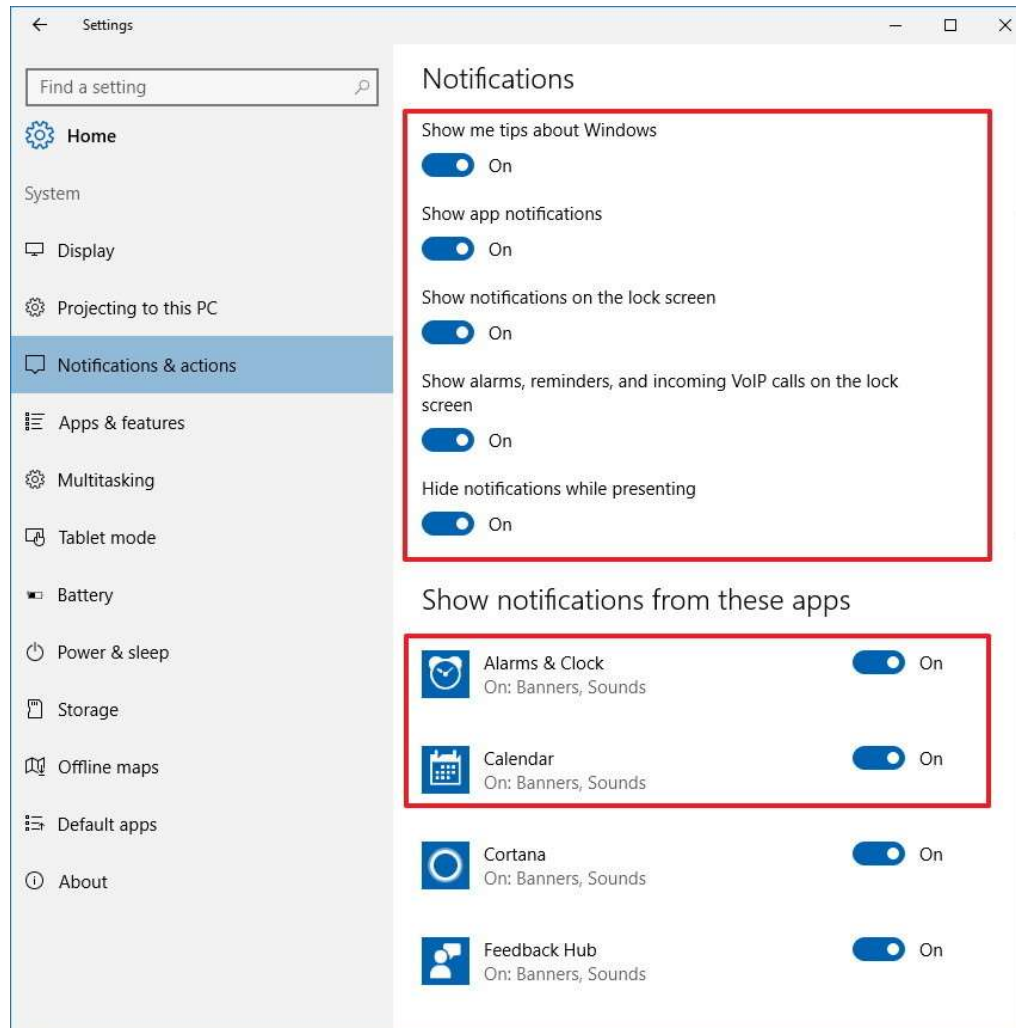
The screenshot shows the Windows Settings application. At the top, there is a blue header with a back arrow and the word "Settings". Below this is a grey header with a gear icon and the text "ADVANCED OPTIONS". The main content area is white and contains the following elements:

- A heading: "Choose how updates are installed"
- A dropdown menu: "Automatic (recommended)" with a downward arrow.
- A paragraph: "Keep everything running smoothly. We'll restart your device automatically when you're not using it. Updates won't download over a metered connection (where charges may apply)."
- A checked checkbox: "Give me updates for other Microsoft products when I update Windows."
- An unchecked checkbox: "Delay Upgrades (not recommended)" with a link "Learn more" below it.
- A link: "View your update history"
- A link: "Choose how you download updates"

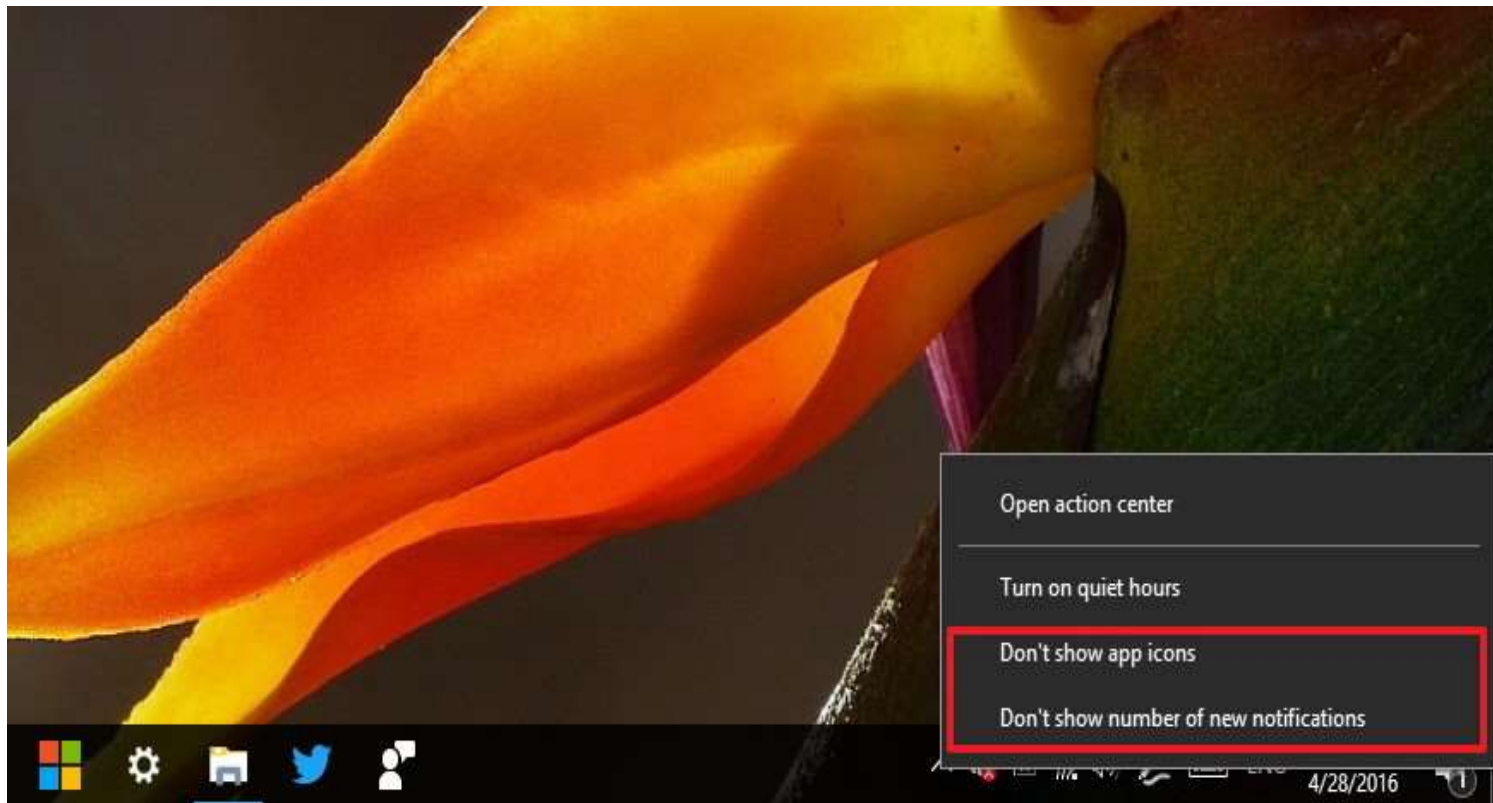
Windows Updates

“Some Windows 10 editions let you defer upgrades to your PC. When you defer upgrades, new Windows features won’t be downloaded or installed for several months. Deferring upgrades doesn’t affect security updates. Note that deferring upgrades will prevent you from getting the latest Windows features as soon as they’re available.”

Notifications



Notifications





Windows 10

